



# YOUR HOME

Live. Maintain. Enjoy

VOLUME 9 ISSUE 2



THE OFFICIAL PUBLICATION OF METZLER HOME BUILDERS

SPRING 2020

## PROJECT SPOTLIGHT Master Bath Makeover

The master bathroom at Andres and Lauren's home was in desperate need of a complete renovation. The original owner had built the bathroom with fixtures that were small and at a lower level than what Andres and Lauren preferred, which made the bathroom uncomfortable and not practical. It was also in need of a facelift.

Thank you, Tim, Mike, Janet, Nancy and all the others involved behind the scenes in making our home more beautiful!"



### In This Issue

#### PAGE 1

- Project Spotlight

#### PAGE 2

- Barn Doors Galore!

#### PAGE 3

- 12 Things You Should Clean More Often
- BIA Parade Of Homes
- Don't Quit!

#### PAGE 4

- Villas at Featherton Duplex Units

Several homes in Andres and Lauren's neighborhood had been built by Metzler Home Builders, and they were impressed by the beauty of the homes. They also had a personal connection with one of the family members and could vouch for the quality of the Metzler team and the work they performed.

Tim Zehr, Senior Designer/Estimator at Metzler's, met with Andres and Lauren to get their vision and ideas for their master bath. The corner whirlpool was virtually unused, and the fiberglass shower was dark and confining. They desired a brighter space with cleaner lines and a larger shower, so they chose to eliminate a tub and expand the shower space. The result is a gorgeous 5' x 6' shower, a taller vanity with contemporary styling, and high definition porcelain tile for the floor and shower.

"The shower has to be our favorite part by far," said Andres. "It is spacious enough for two people to shower comfortably and has luxury touches with the rain shower head and two niches. It is also quite practical with an extendable showerhead to aid in cleaning the enclosure. The floor-to-ceiling glass creates an amazing steam shower experience. Other special touches include the heated floor of the bath and the waterproof Bluetooth sound system to listen to our favorite music, because who doesn't like to sing in the shower?"

Andres and Lauren continued, "The experience was great! The work was very well done, and we now have the bathroom of our dreams within our budget. Any hiccups were quickly resolved, and there is no doubt we would use Metzler Home Builders again for other home projects.



1172 Penn Grant Road • Lancaster, PA 17602  
Phone: (717) 687-6302  
www.MetzlerHomeBuilders.com  
PA295





# BARN DOORS GALORE!




Barn doors have been trending for several years now, and they don't seem to be going away anytime soon. They are functional, fun and add aesthetic appeal to many spaces throughout the home. There is an endless variety of styles, making them practical for almost any home. They can be crafted from a variety of materials depending on the look you desire. For a rustic look, they can be made from

reclaimed wood or if a more modern style is what you want, black matte metal and glass pair well together.

Barn doors are especially popular for closets, pantries, master bathrooms and laundries. But according to Pro Remodeler, "In addition to their powerful visual appeal, barn doors can also be an effective way to partition open spaces. Many homes today

have two larger rooms, such as the kitchen and family room, connected by a wide opening. While a barn door added to such spaces will likely stay open more often than not, it can act as the perfect feature to suggest spatial separation."

Check out these photos of barn doors we've installed in some of our custom homes in recent years!



# 12 Things You Should Clean More Often

## 1. Door Knobs

Every cough, cold, and flu season (and especially now with the COVID-19 pandemic), I think more often about cleaning our doorknobs. The best and easiest way to clean is with disinfectant wipes.

## 2. Phones

You probably use your phone more than any other accessory but hardly ever clean it. Disinfectant wipes are again the best thing to use for a quick clean.

## 3. Remote Control

This is another one that gets used daily and often forgotten about when cleaning day comes around. To disinfect, use cotton swabs with rubbing alcohol to get in the nooks and crannies, or use a disinfectant wipe. Make sure you definitely clean the remote when you have a sick kiddo at home lying on the couch watching TV!

## 4. Your Desk at Work

I've heard before that an office desk has more germs than a public restroom. Dear goodness, I hope that's not true, since a lot of people eat at their desk every day. Make sure on Fridays that you wipe it down with cleaners (an all-purpose cleaner or even a glass cleaner like Windex would do). I would at the very least clean up after you eat. While you're at it, clean off your mouse and computer keyboard (first with the can of compressed air, then wipe with a damp cloth with mild soapy water).

## 5. Washer

You would think since you're washing your clothes, and constantly using detergent and warm soapy water, that your washer would be relatively clean. If you want to keep your

washer in the best shape possible, though, clean it once every 3 months. Run 1 cup of white vinegar through the warm cycle to break up mineral deposits and keep the pipes clean. The vinegar will also serve to neutralize any lingering odors.

## 6. Dishwasher

Remove all debris in the bottom of your dishwasher with a paper towel or rag. Next set a dishwasher-safe cup of white vinegar on the top rack. Run a full cycle with hot water and let steam dry. You can wipe any remaining gunk out when the cycle is complete.

## 7. Kitchen Sink

If you hand wash dishes, you might think that because you use dish soap, your sink is clean, but again, that's not the case. For an eco-friendly cleaning process, pour half a cup of baking soda down the drain. Wash it down with half a cup of vinegar and a spritz of lemon. Let this set for a few minutes while it fizzes, then rinse with soap and water.

## 8. Bathroom Mats

Bathmats are another thing that get used on a daily occasion but probably don't get washed as much as they should. Think about all the mildew and germs they gather every day. Wash on the hottest temperature you can (throw in some towels for scrubbing help), then tumble dry low. If needed, use a little cleaning brush to fluff it back into shape.

## 9. Carpets

Just think for a minute of all the things that could be in your carpets right now... dirt from your shoes, dander, bacteria, dog hair... not to mention what your little kids bring in

from their little adventures. The first thing is to VACUUM. Vacuum that carpet like crazy in every possible direction. Get all of the dust and allergens out! Then you need to do a deep steaming using the hottest water possible. I almost always suggest calling in a professional cleaning service at least twice a year though. You can find coupons in your mail and online. Trust me, it's worth it. Think of the stuff trapped in your carpets that you're breathing in daily.

## 10. Bed Pillows

I'm sure you wash your sheets on a regular basis. Well, at least I hope you do! But oftentimes people forget to wash their bed pillows as well. Most pillows can actually be thrown into the washing machine, but double-check the instructions for your pillow before you do. If your pillow is made from cotton, down or synthetic materials, you can toss it in the wash. But if you are using a memory foam pillow, then you'll have to hand wash it.

## 11. Comforter

While I'm sure that most people don't wash their comforter as much as they should, there's really no one perfect way to do this. You will need to read the instructions on your comforter tag or just take it into your dry cleaners once a year for a deep clean.

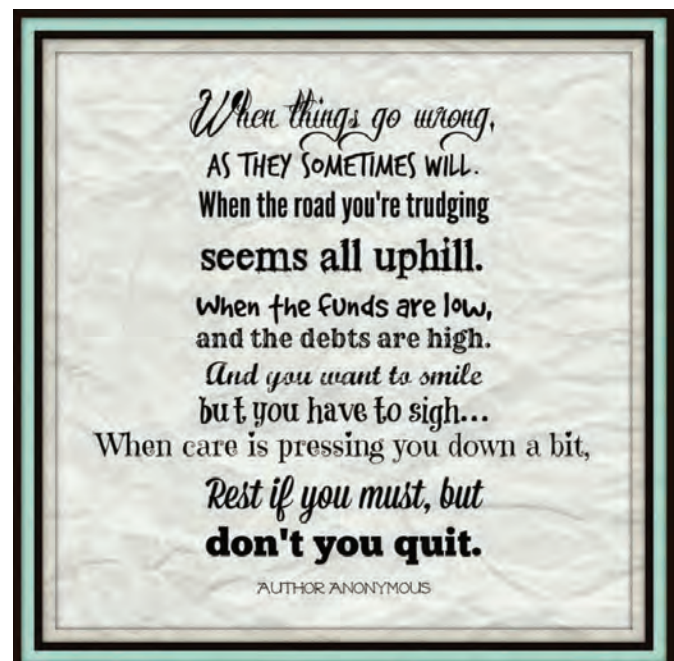
## 12. Sofas

Vacuum your sofa cushions with your brush attachment once a week, including under the cushions. If you're going to use any cleansers, make sure you check an inconspicuous spot first to make sure it won't harm your upholstery.



## 2020 PARADE OF HOMES ANNOUNCEMENT

Due to the COVID-19 pandemic, the Parade of Homes, sponsored by the Building Industry Association of Lancaster County, has been postponed. Normally held in June each year, it may possibly be held in the fall of 2020. Stay tuned for more details.





# Villas at Featherton



The final duplex unit available in the Villas at Featherton will be starting soon. This is your last chance to have a home in this community where you can make your interior selections!

Each of these units feature:

- 3 bedrooms, 2 ½ baths
- First floor features a master suite, office and laundry
- Azek deck
- Kitchen island with bar overhang
- Large basement with Superior Walls
- Elizabethtown Area School District
- Public water, sewer and natural gas

**Contact us today for more information!**

4

[www.MetzlerHomeBuilders.com](http://www.MetzlerHomeBuilders.com)

• (717) 687-6302

1172 Penn Grant Road • Lancaster, PA 17602  
PA295

